


# Installation Instructions For The Total Care Patient Helper


## Section A

### INSTALLING THE BRACKET


- 1) Raise the bed frame to facilitate bracket installation.
- 2) Remove lower roller wall bumpers from bed frame. (See picture example #1.) Discard bolts.
- 3) Attach roller wall bumpers inside bottom corners of bracket. Secure with bolts provided by TMI. (Reference picture example #2 for proper positioning)
- 4) Slide Patient Helper Bracket between transport handles and align bolt holes in bracket arms to bolt holes in bed frame. Place spacer plates between underside of bed frame and lower bracket arms. Secure using bolts provided.



Example 1



Example 2



## Section B

### INSTALLING THE TRAPEZE

- 1) Lower the bed frame to facilitate Upright installation.
- 2) Insert Curved Upright into tubular opening in the bracket. Tighten by hand the knob on the bracket to secure the upright in place.
- 3) Connect Octagonal Bar to the Double Curved Bar forming the overhead extension.
- 4) Attach overhead extension to the Curved Upright. Tighten knob to secure.
- 5) Suspend the trapeze assembly from the Octagonal Bar and tighten the clamp by hand.

TEXAS MEDICAL INDUSTRIES, INC.  
FDA REGISTERED – MADE IN THE U.S.A  
formTCPIrevE/9112002

\* All TMI patient helpers are designed to assist patient mobility. They are not designed to suspend a patient off the bed.

\*\*Check trapeze chain daily. Make sure it is free from kinks before use.

\*\*\*Do not twist or tighten the trapeze chain during use.


# Total Care Patient Helper

#6126



Order Number: 6126→

The over-head patient helper provides assistance to patients in lifting themselves while in bed. The Double Curve Bar swivels to aid the patient in getting out of bed. The steel Upright is height adjustable. By the means of the attached clamp, the Trapeze Assembly can be adjusted along the length of the Octagonal Bar and, with the attached “S” Hook the chain can be shortened to accommodate Patients with a longer reach. This unit is shipped complete with bed adapter bracket, Upright, “extension” bars and trapeze assembly. This is the strongest, most versatile unit available. Supports 300 lbs patient weight when properly installed & maintained.



**The Patient Helper bed adapter bracket is constructed of steel and is available individually.**

←**Product Number: 6127**

(Knobs may be custom colored for an additional charge.)

\*To order or request additional information please contact **TMI®** Texas Medical Industries, Inc.

PH: **(800) 332-9556** or Fax: **(800) 636-1864**

e-mail: [tmiunited@aol.com](mailto:tmiunited@aol.com)

FDA registered – Made in the U.S.A.

\* All TMI patient helpers are designed to assist patient mobility. They are not designed to suspend a patient off the bed.

\*\*Check trapeze chain daily. Make sure it is free from kinks before use.

\*\*\*Do not twist or tighten the trapeze chain during use.